

PANELS & PET (JOINTLESS)
LED STRIP LIGHTS



TECHNICAL PRODUCT CATALOG

2X2

BACKLIT LED PANEL LIGHT

Specifications:

Model	Phoenix
Nominal Power (W)	36W/40W/ 48W
Input Voltage (V)	110-285V
Frequency (Hz)	50/60
Luminaire Flux (lm)	3600 / 4000 / 4800
Luminaire Efficacy (lm/W)	105 lm/W
CRI (Ra)	> 80
Power Factor	> 0.95
ATHD	<10%
CCT (K)	WW/NW/CW
Luminaire Rated Life (hr)	30,000
Ambient Temp. ta (°C)	40




Features

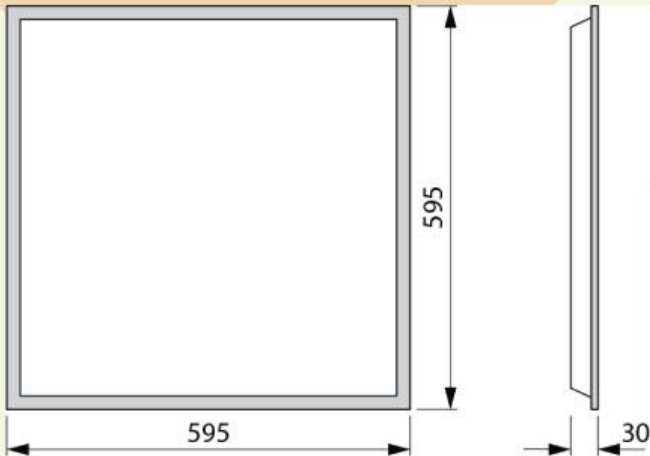
- Back-lit panel
- Aluminium extruded frame
- AB diffuser : 0.83mm // 2-in-1 Low UGR
- Polystyrene diffuser : 0.9mm
- CCT selectable : WW /NW/CW
- CCT range : 2700K/3000K/4000K/6000K/6500K
- Non-dimming Isolated Indoor driver
- 6KVA surge protection / OVP & UVP
- wattage options : 36W/40W/48W
- LED Options : Bridglux/Osram/MLS
- System Lumen : normal >105 , High Lumen >125

Applications

- Showrooms
- Offices, boardrooms
- Hospitals
- Hotels / motels
- Retail outlets



Dimensions

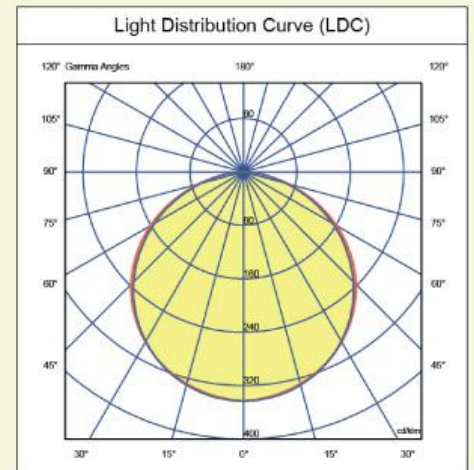


Mounting Methods



Plaster Recessed

Lighting Data



Options

- Dimming: Phase-cut, 1-10V and DALI
- Mounting kit: Clips

1X1 BACKLIT LED PANEL LIGHT

Specifications:

Model	Phoenix
Nominal Power (W)	22W / 30W
Input Voltage (V)	100-240V AC
Frequency (Hz)	50/60
Luminaire Flux (lm)	1900 - 2100 / 3100
Luminaire Efficacy (lm/W)	105 lm/W
CRI (Ra)	> 80
Power Factor	> 0.95
ATHD	<10%
CCT (K)	WW/NW/CW
Luminaire Rated Life (hr)	30000
Ambient Temp. ta (°C)	25

Applications

Showrooms
Offices, boardrooms
Hospitals
Hotels / motels
Retail outlets



Features

Size: 295(L) x 295(W) x 30(H) mm
Back-lit panel
Aluminium extruded frame
Polystyrene diffuser : 0.9mm
CCT selectable : WW /NW/CW
CCT range : 2700K/3000K/4000K/6000K/6500K
Non-dimming isolated indoor driver
2.5 KV surge protection / OVP & UVP
wattage options : 20W / 30W
LED Options : Bridglux/Osram/MLS

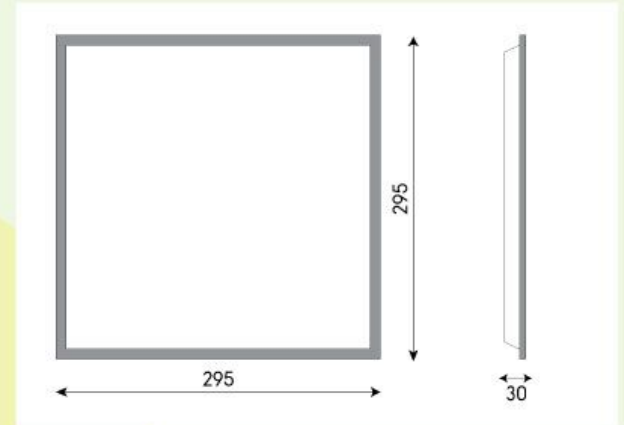
Mounting Methods



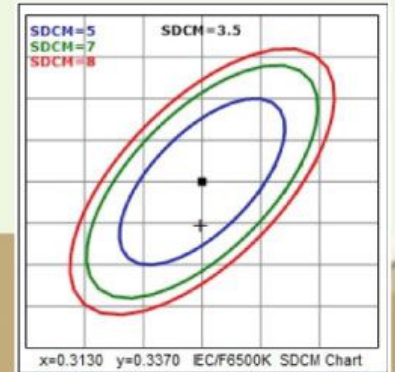
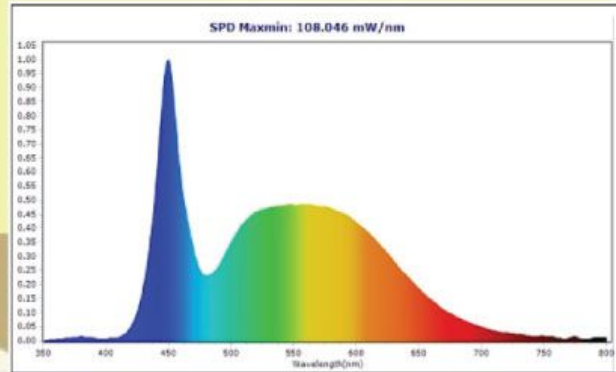
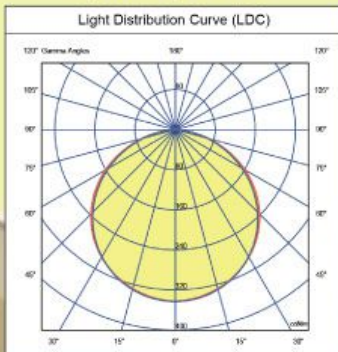
Options

Dimming: Phase-cut,
1-10V and DALI
Mounting kit: Clips

Dimensions



Lighting Data



2X1

BACKLIT LED PANEL LIGHT



Specifications:

Model	Phoenix
Nominal Power (W)	30W
Input Voltage (V)	100-240V AC
Frequency (Hz)	50Hz / 60Hz
Luminaire Flux (lm)	2800 - 3200
Luminaire Efficacy (lm/W)	100 lm/W
CRI (Ra)	> 80
Power Factor	> 0.95
ATHD	<10%
CCT (K)	WW/NW/CW
Luminaire Rated Life (hr)	30000Hrs
Ambient Temp. ta (°C)	25

Applications

Showrooms / Retail outlets
Hotels / Meeting Rooms
Factories / Offices /
Car parks /Schools
Hospitals / Supermarkets /
Railway Stations& Airports

Mounting Methods

Plaster Recessed
Hanging

Options

Dimming: Phase-cut,
1-10V and DALI
Mounting kit: Clips



Features

Size: 595(L) x 295(W) x 30(H) mm

Back-lit panel

Aluminium extruded frame

Polystyrene diffuser : 0.9mm

CCT selectable : WW /NW/CW

CCT range : 2700K/3000K/4000K/6000K/6500K

Non-dimming Isolated Indoor driver

6KV surge protection / OVP & UVP

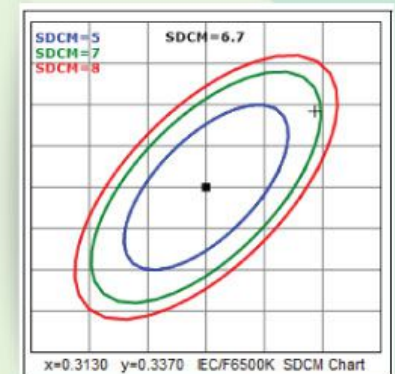
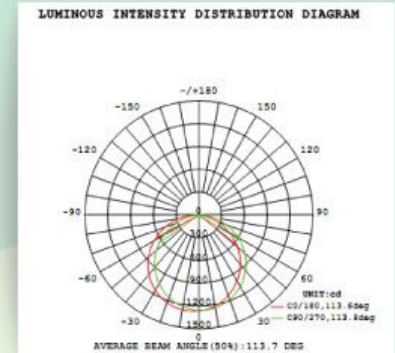
wattage options : 30W

LED Options : Bridglux/Osram/MLS

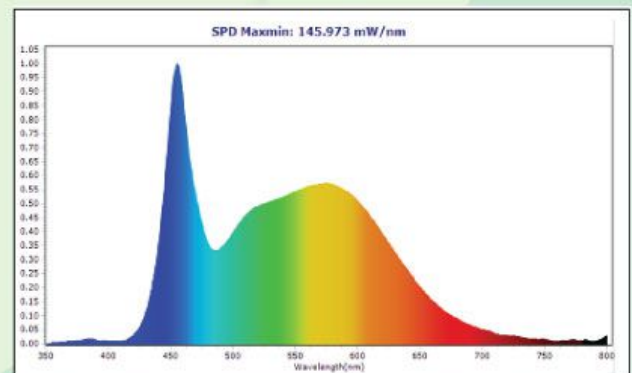
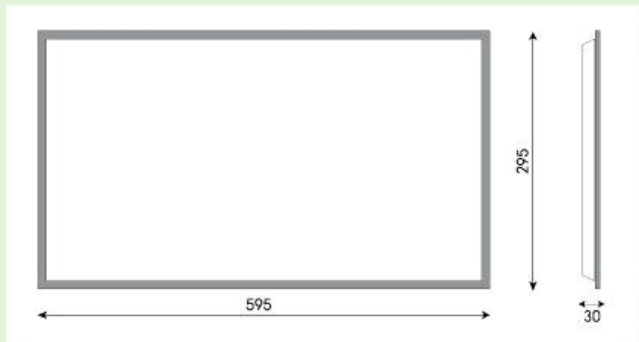
System Lumen : normal >105 , High Lumen >125



Lighting Data



Dimensions



4X1 BACKLIT LED PANEL LIGHT

Specifications:

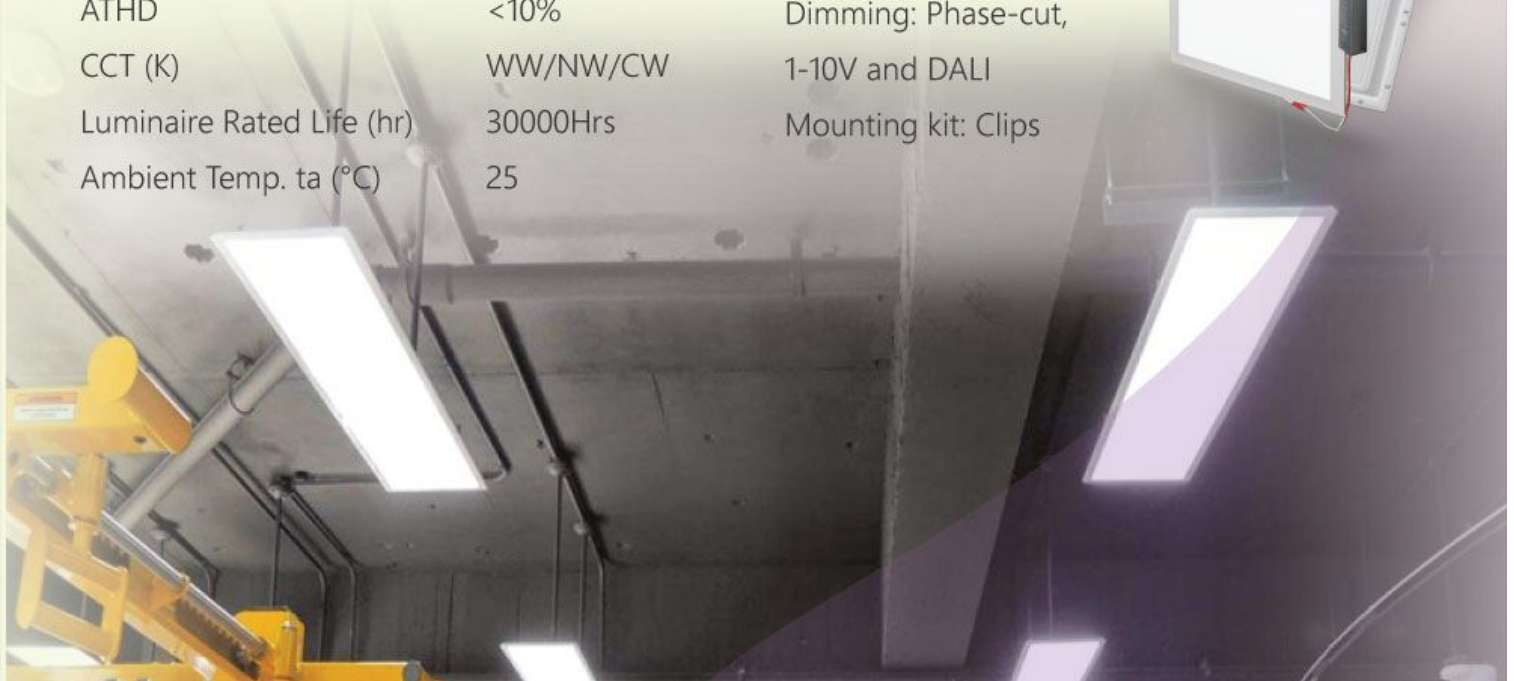
Model	Phoenix
Nominal Power (W)	36W / 40W / 48W
Input Voltage (V)	100-240V AC
Frequency (Hz)	50Hz / 60Hz
Luminaire Flux (lm)	3600 / 4000 / 4800
Luminaire Efficacy (lm/W)	100 lm/W
CRI (Ra)	> 80
Power Factor	> 0.95
ATHD	<10%
CCT (K)	WW/NW/CW
Luminaire Rated Life (hr)	30000Hrs
Ambient Temp. ta (°C)	25

Applications

Showrooms / Retail outlets
Hotels / Meeting Rooms
Factories / Offices /
Car parks /Schools
Hospitals / Supermarkets /
Railway Stations& Airports

Options

Dimming: Phase-cut,
1-10V and DALI
Mounting kit: Clips



4X2 BACKLIT LED PANEL LIGHT

Specifications:

Model	Phoenix
Nominal Power (W)	72W / 80W / 100W
Input Voltage (V)	120-277V AC
Frequency (Hz)	50Hz / 60Hz
Luminaire Flux (lm)	7200 / 8000 / 10000
Luminaire Efficacy (lm/W)	100 lm/W
CRI (Ra)	> 80
Power Factor	> 0.90
ATHD	<10%
CCT (K)	WW/NW/CW
Luminaire Rated Life (hr)	30000Hrs
Ambient Temp. ta (°C)	40°

Applications


Showrooms / Retail outlets
Hotels / Meeting Rooms
Factories / Offices /
Car parks /Schools
Hospitals / Supermarkets /
Railway Stations& Airports

Options

Dimming: Phase-cut,
1-10V and DALI
Mounting kit: Clips

Mounting Methods

Plaster Recessed
Hanging



Features

Size: 1195(L) x 595(W) x 30(H) mm

Back-lit panel

Aluminium extruded frame

Polystyrene diffuser : 0.9mm

CCT selectable : WW /NW/CW

CCT range : 2700K/3000K/4000K/6000K/6500K

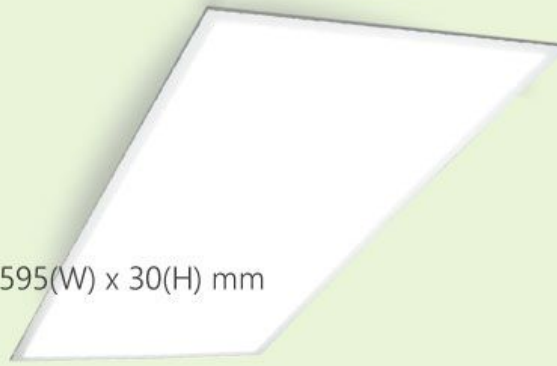
Non-dimming Isolated Indoor driver

6KV surge protection / OVP & UVP

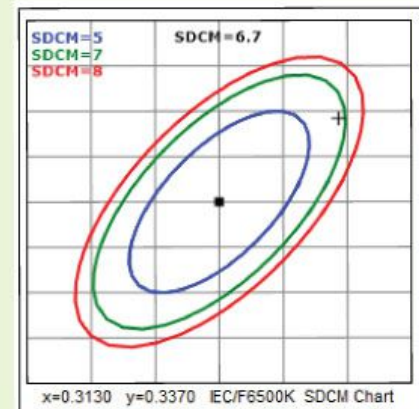
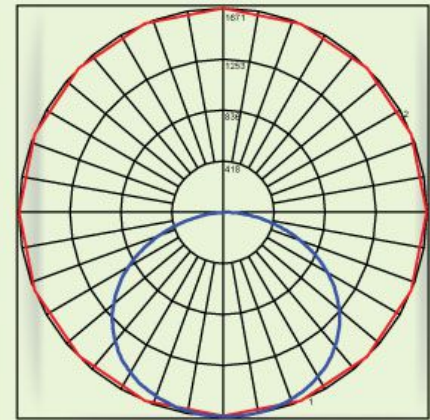
wattage options : 72W / 80W / 100W

LED Options : Bridglux/Osram/MLS

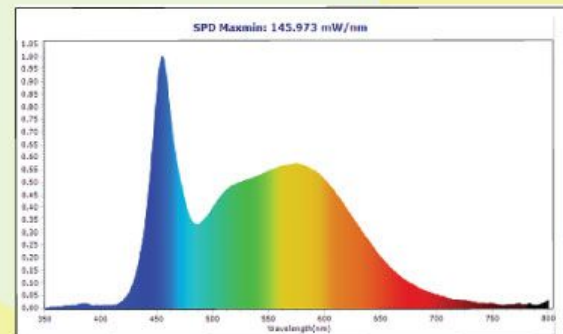
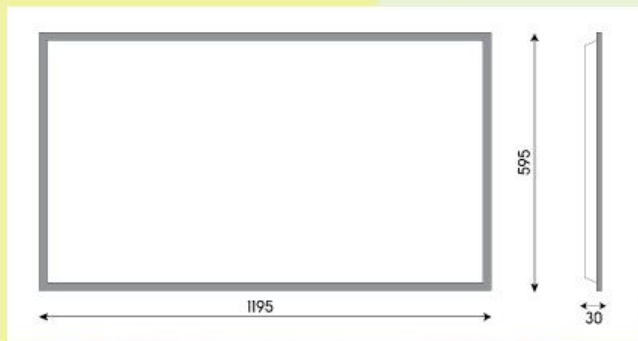
System Lumen : normal >105 , High Lumen >125



Lighting Data

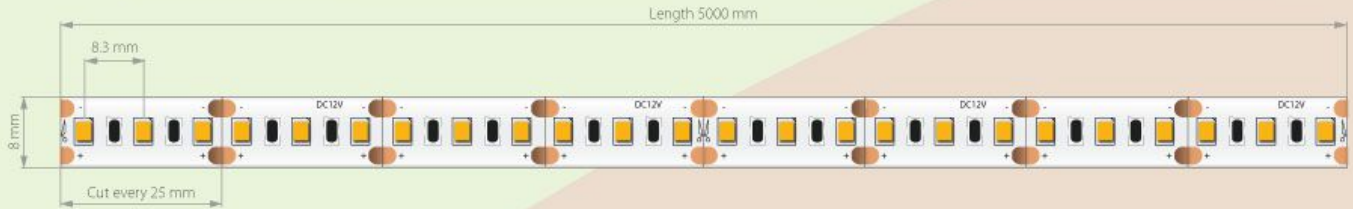


Dimensions



12V/120 1.5 Oz 2 Oz

ECO-FLEXIBLE LED STRIPS

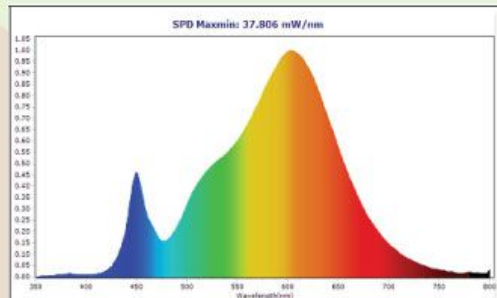
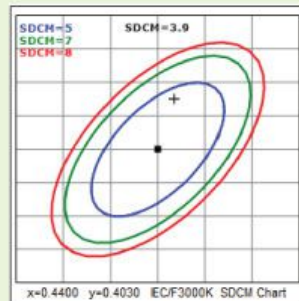


Color Temp.*	Watts/ Meter	LEDs/ Meter	Lumens / Meter	CRI	LED Chip Type	Beam Angle	Input Voltage
3000K	7W - 12W/m	120 LEDs/m	700-1200 lm/m	80/90+	Sanan / Seoul / Bridgelux 2835	120°	12V
4000K	7W - 12W/m	120 LEDs/m	700-1200 lm/m	80/90+	Sanan / Seoul / Bridgelux 2835	120°	12V
6500K	7W - 12W/m	120 LEDs /m	700-1200 lm/m	80/90+	Sanan / Seoul / Bridgelux 2835	120°	12V

* other colors available upon request

Specifications:


Description	Flexible Strip
VDC	12V
LEDs/ MTR	120 Leds
Thickness	25/25 , 18/50
PCB Size in mm	8 mm



Applications

- Showrooms / Retail outlets
 - Hotels / Meeting Rooms
 - Factories / Offices /
 - Car parks /Schools
 - Hospitals / Supermarkets /
 - Railway Stations& Airports
- ** Wattage will be less if its connected to single side.

OUR PROJECTS



24V/120 1.5 Oz 2 Oz 3.5 Oz

ECO-FLEXIBLE LED STRIPS

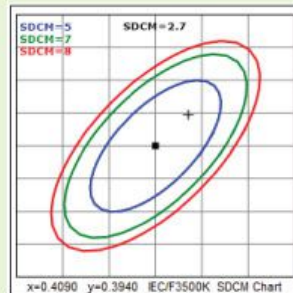
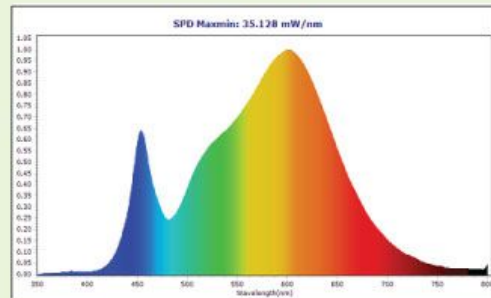


Color Temp.*	Total Watts (Double side Input) / Meter**	LEDs/ Meter	Lumens / Meter	CRI	LED Chip Type	Beam Angle	Input Voltage
3000K	7W - 12 W/m	120 LEDs/m	700 - 1200 lm/m	80/90+	Sanan / Seoul / Bridgelux 2835	120°	24V
4000K	7W - 12 W/m	120 LEDs/m	700 - 1200 lm/m	80/90+	Sanan / Seoul / Bridgelux 2835	120°	24V
6500K	7W - 12 W/m	120 LEDs/m	700 - 1200 lm/m	80/90+	Sanan / Seoul / Bridgelux 2835	120°	24V

* other colors available upon request

Specifications:

Description	Flexible Strip
VDC	24V
LEDS/ MTR	120 Leds
Thickness	25/25 (1.5oz) 18/50 (2 oz) 18/100 (3.5 oz)
PCB Size in mm	8 mm



Applications

Showrooms / Retail outlets
Hotels / Meeting Rooms
Factories / Offices /
Car parks /Schools

Hospitals / Supermarkets /
Railway Stations& Airports

** Wattage will be less if its connected to single side.

ECO-FLEXIBLE LED STRIPS

12V/180 1.5 Oz 2 Oz 3.5 Oz

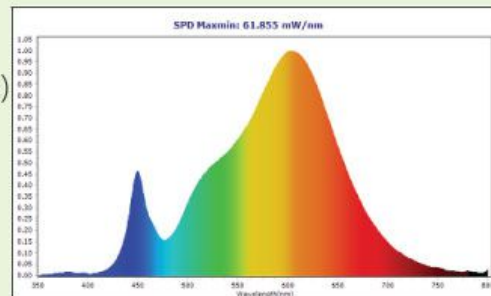
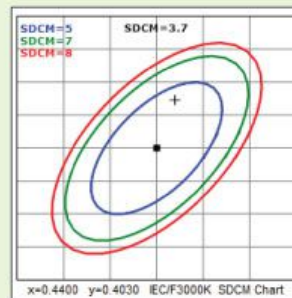


Color Temp.*	Total Watts (Double side Input) / Meter**	LEDs/ Meter	Lumens / Meter	CRI	LED Chip Type	Beam Angle	Input Voltage
3000K	13 - 18.0 W/m	180 LEDs/m	1800 lm/m	80/90+	Sanan / Seoul / Bridgelux 2835	120°	12V
4000K	13 - 18.0 W/m	180 LEDs/m	1800 lm/m	80/90+	Sanan / Seoul / Bridgelux 2835	120°	12V
6500K	13 - 18.0 W/m	180 LEDs/m	1800 lm/m	80/90+	Sanan / Seoul / Bridgelux 2835	120°	12V

* other colors available upon request

Specifications:

Description	Flexible Strip
VDC	12V
LEDS/ MTR	180 Leds
Thickness	18/35 (1.5 Oz)
	18/50 (2 Oz)
	18/100 (3.5 Oz)
PCB Size in mm	10 mm



Applications

Showrooms / Retail outlets
Hotels / Meeting Rooms
Factories / Offices /
Car parks /Schools
Hospitals / Supermarkets /
Railway Stations& Airports
** Wattage will be less if its
connected to single side.

ECO-FLEXIBLE LED STRIPS

24V/180 2 Oz 3.5 Oz

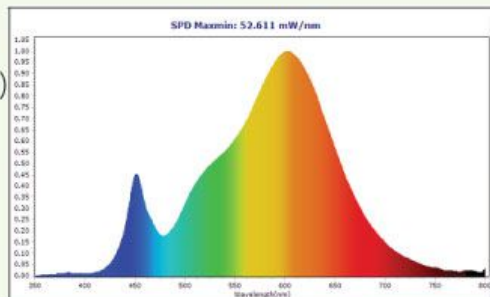
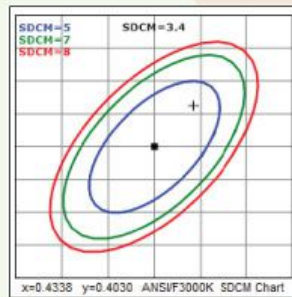


Color Temp.*	Total Watts (Double side Input) / Meter**	LEDs/ Meter	Lumens / Meter	CRI	LED Chip Type	Beam Angle	Input Voltage
3000K	18 W/m	180 LEDs/m	1800 lm/m	80/90+	Sanan / Seoul / Bridgelux 2835	120°	24V
4000K	18 W/m	180 LEDs/m	1800 lm/m	80/90+	Sanan / Seoul / Bridgelux 2835	120°	24V
6500K	18 W/m	180 LEDs/m	1800 lm/m	80/90+	Sanan / Seoul / Bridgelux 2835	120°	24V

* other colors available upon request

Specifications:

Description	Flexible Strip
VDC	24V
LEDs/ MTR	180 Leds
Thickness	18/50 (2 Oz) 18/100 (3.5 Oz)
PCB Size in mm	10 mm



Applications

Showrooms / Retail outlets
Hotels / Meeting Rooms
Factories / Offices /
Car parks /Schools
Hospitals / Supermarkets /
Railway Stations& Airports
** Wattage will be less if its connected to single side.

ECO-FLEXIBLE LED STRIPS

12V/240

2 Oz

3.5 Oz

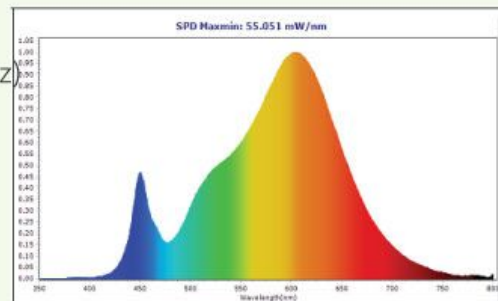
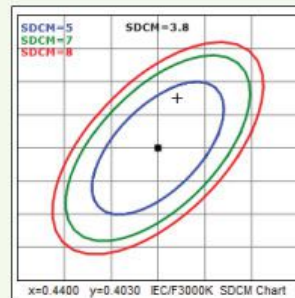


Color Temp.*	Total Watts (Double side Input) / Meter**	LEDs/ Meter	Lumens / Meter	CRI	LED Chip Type	Beam Angle	Input Voltage
3000K	20.0 W/m	240 LEDs/m	2000 lm/m	80/90+	Sanan / Seoul / Bridgelux 2835	120°	12V
4000K	20.0 W/m	240 LEDs/m	2000 lm/m	80/90+	Sanan / Seoul / Bridgelux 2835	120°	12V
6500K	20.0 W/m	240 LEDs/m	2000 lm/m	80/90+	Sanan / Seoul / Bridgelux 2835	120°	12V

* other colors available upon request

Specifications:

Description	Flexible Strip
VDC	12V
LEDs/ MTR	240 Leds
Thickness	18/50 (2 Oz) 18/100 (3.5 Oz)
PCB Size in mm	9.6 mm




Applications

Showrooms / Retail outlets
Hotels / Meeting Rooms
Factories / Offices /
Car parks / Schools
Hospitals / Supermarkets /
Railway Stations & Airports
** Wattage will be less if its connected to single side.

ECO-FLEXIBLE LED STRIPS

24V/240 2 Oz 2.5 Oz 3.5 Oz

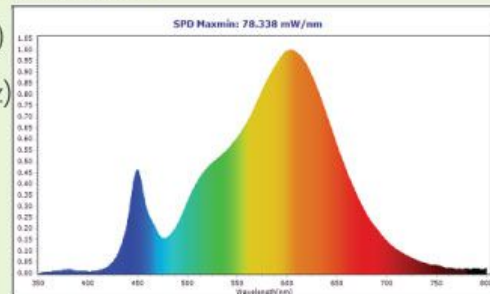
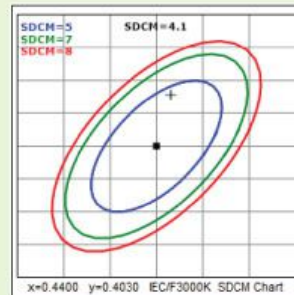


Color Temp.*	Total Watts (Double side Input) / Meter**	LEDs/ Meter	Lumens / Meter	CRI	LED Chip Type	Beam Angle	Input Voltage
3000K	20 - 27 W/m	120+120 LEDs/m	2000 lm/m	80/90+	Sanan / Seoul / Bridgelux 2835	120°	24V
4000K	20 - 27 W/m	120+120 LEDs/m	2000 lm/m	80/90+	Sanan / Seoul / Bridgelux 2835	120°	24V
6500K	20 - 27 W/m	120+120 LEDs/m	2000 lm/m	80/90+	Sanan / Seoul / Bridgelux 2835	120°	24V

* other colors available upon request

Specifications:

Description	Flexible Strip
VDC	24V
LEDs/ MTR	240 Leds
Thickness	18/50 - (2 Oz) Double Line
	25/70 - (2.5 Oz)
	18/100 - (3.5 Oz)
PCB Size in mm	12 mm




Applications

Showrooms / Retail outlets
Hotels / Meeting Rooms
Factories / Offices /
Car parks / Schools
Hospitals / Supermarkets /
Railway Stations & Airports
** One side wattage will be less if its connected to single side.

ECO-FLEXIBLE LED STRIPS

24V/240 2.5 Oz

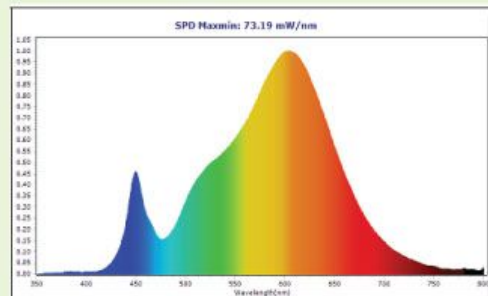
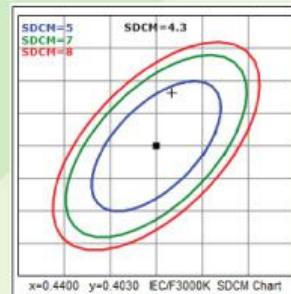


Color Temp.*	Total Watts (Double side Input) / Meter**	LEDs/ Meter	Lumens / Meter	CRI	LED Chip Type	Beam Angle	Input Voltage
2700K	24.0 W/m	240 LEDs/m	2400 lm/m	80/90+	Sanan / Seoul / Bridgelux 2835	120°	24V
4000K	24.0 W/m	240 LEDs/m	2400 lm/m	80/90+	Sanan / Seoul / Bridgelux 2835	120°	24V
6500K	24.0 W/m	240 LEDs/m	2400 lm/m	80/90+	Sanan / Seoul / Bridgelux 2835	120°	24V

* other colors available upon request

Specifications:

Description	Flexible Strip
VDC	24V
LEDs/ MTR	240 Leds
Thickness	25/70 - (2.5Oz) Double Line
PCB Size in mm	12 mm



Applications

Showrooms / Retail outlets
Hotels / Meeting Rooms
Factories / Offices /
Car parks / Schools
Hospitals / Supermarkets /
Railway Stations & Airports
** One side wattage will be
less if its connected to single
side.

24V/240**3.5 Oz**

ECO-FLEXIBLE LED STRIPS

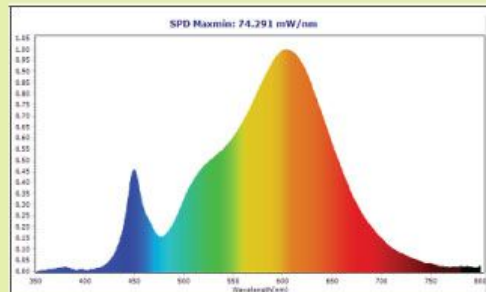
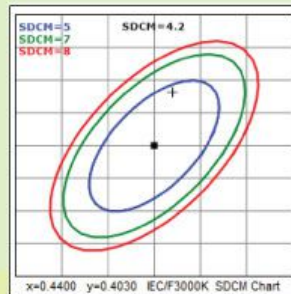


Color Temp.*	Total Watts (Double side Input) / Meter**	LEDs/ Meter	Lumens / Meter	CRI	LED Chip Type	Beam Angle	Input Voltage
2700K	24 W/m	240 LEDs/m	2400 lm/m	80/90+	Sanan / Seoul / Bridgelux 2835	120°	24V
4000K	24 W/m	240 LEDs/m	2400 lm/m	80/90+	Sanan / Seoul / Bridgelux 2835	120°	24V
6500K	24 W/m	240 LEDs/m	2400 lm/m	80/90+	Sanan / Seoul / Bridgelux 2835	120°	24V

* other colors available upon request

Specifications:

Description	Flexible Strip
VDC	24V
LEDs/ MTR	240 Leds
Thickness	18/100 - (3.5Oz) Double Line
PCB Size in mm	12 mm



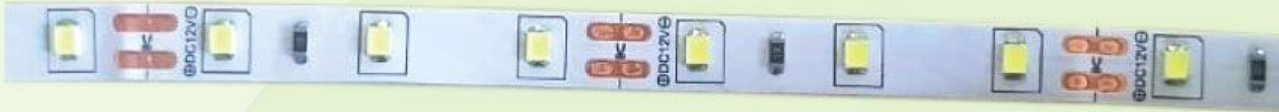
Applications

Showrooms / Retail outlets
Hotels / Meeting Rooms
Factories / Offices /
Car parks /Schools
Hospitals / Supermarkets /
Railway Stations& Airports

** One side wattage will be less if its connected to single side.

ECO-FLEXIBLE LED STRIPS

12V-24V/60 1.5 Oz

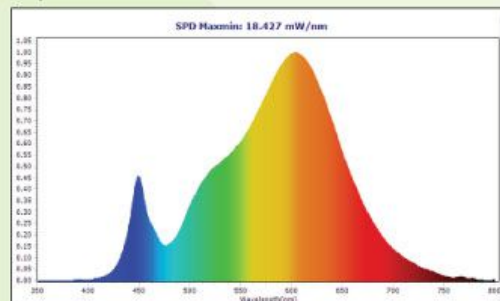
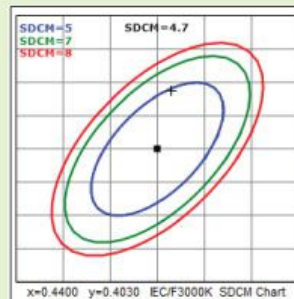


Color Temp.*	Total Watts (Double side Input) / Meter**	LEDs/ Meter	Lumens / Meter	CRI	LED Chip Type	Beam Angle	Input Voltage
3000K	6 W/m	60 LEDs/m	600 lm/m	80/90+	Sanan / Seoul / Bridgelux 2835	120°	12V/24V
4000K	6 W/m	60 LEDs/m	600 lm/m	80/90+	Sanan / Seoul / Bridgelux 2835	120°	12V/24V
6500K	6 W/m	60 LEDs/m	600 lm/m	80/90+	Sanan / Seoul / Bridgelux 2835	120°	12V/24V

* other colors available upon request

Specifications:

Description	Flexible Strip
VDC	12V / 24V
LEDs/ MTR	60 Leds
Thickness	18/25 (1.5 Oz)
PCB Size in mm	8 mm



Applications

Showrooms / Retail outlets
Hotels / Meeting Rooms
Factories / Offices /
Car parks / Schools
Hospitals / Supermarkets /
Railway Stations & Airports
** One side wattage will be less if its connected to single side.

12V/60 35 ZIGZAG

ECO-FLEXIBLE LED STRIPS

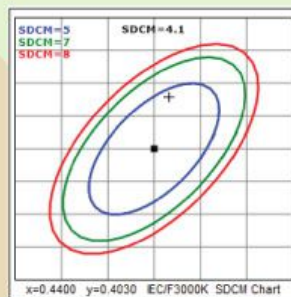


Color Temp.*	Total Watts (Double side Input) / Meter**	LEDs/ Meter	Lumens / Meter	CRI	LED Chip Type	Beam Angle	Input Voltage
Green	6 W/m	60 LEDs/m	600 lm/m	80/90+	Sanan / Seoul / Bridgelux 2835	120°	12V
Blue	7.2 W/m	72 LEDs/m	720 lm/m	80/90+	Sanan / Seoul / MLS 2835	120°	12V

* other colors available upon request

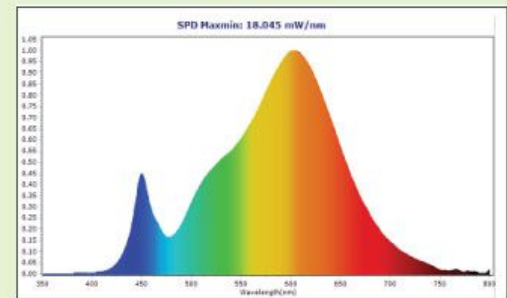
Specifications:

Description	Flexible Strip - ZIG-ZAG PCB
VDC	12V
LEDs/ MTR	60/ 72 Leds
Thickness	35 - Zig Zag
PCB Size in mm	7.1 mm



Applications

Signage
Podiums



ECO-FLEXIBLE LED STRIPS

24V/192 TUNABLE 2.5 Oz

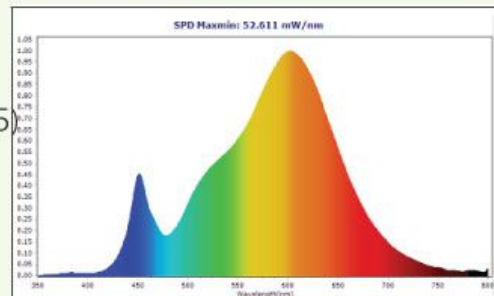
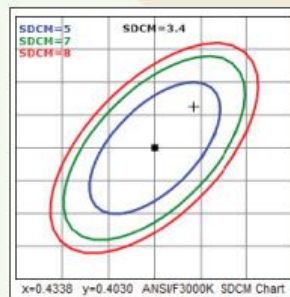


Color Temp.*	Total Watts (Double side Input) / Meter**	LEDs/ Meter	Lumens / Meter	CRI	LED Chip Type	Beam Angle	Input Voltage
3000K	10-15 W/m	192 LEDs/m	1000 - 1500 lm/m	80/90+	Sanan / Seoul / Bridgelux 2835	120°	24V
4000K	10-15 W/m	192 LEDs/m	1000 - 1500 lm/m	80/90+	Sanan / Seoul / Bridgelux 2835	120°	24V
6500K	10-15 W/m	192 LEDs/m	1000 - 1500 lm/m	80/90+	Sanan / Seoul / Bridgelux 2835	120°	24V

* other colors available upon request

Specifications:

Description	Tunable Flexible Strip
VDC	24V
LEDs/ MTR	192 Leds
Thickness	25/50 (2.5 Oz)
PCB Size in mm	10 mm
Cuttable in mm	62.5mm
LEDs / Cuttable area	6+6 (2835)




Applications

Showrooms / Retail outlets
Hotels / Meeting Rooms
Factories / Offices /
Car parks / Schools
Hospitals / Supermarkets /
Railway Stations & Airports
** One side wattage will be less if its connected to single side.

24V/60

RGB

ECO-FLEXIBLE LED STRIPS

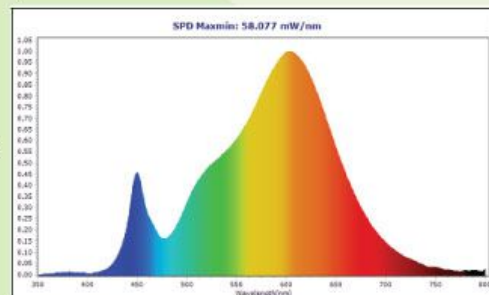
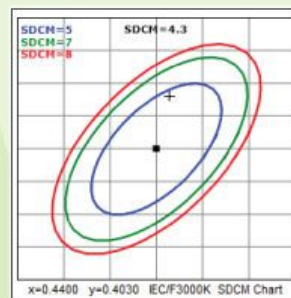


Color Temp.*	Total Watts (Double side Input) / Meter**	LEDs/ Meter	Lumens / Meter	CRI	LED Chip Type	Beam Angle	Input Voltage
RGB	4 -8 W/m	60 LEDs/m	400 - 800 lm/m	80/90+	Sanan / Seoul / Bridgelux RGB 5050 MLS	120°	24V

* other colors available upon request

Specifications:

Description	RGB Flexible Strip
VDC	24V
LEDs/ MTR	60 Leds
Thickness	25/25 (2.5Oz)
PCB Size in mm	10 mm
Cuttable in mm	100 mm
LEDs / Cuttable area	6 RGB LEDs




Applications

Showrooms / Retail outlets
Hotels / Meeting Rooms
Factories / Offices /
Car parks /Schools
Hospitals / Supermarkets /
Railway Stations& Airports
** One side wattage will be less if its connected to single side.

ECO-FLEXIBLE LED STRIPS

24V/RGB+CCT 48RGB+CW+WW

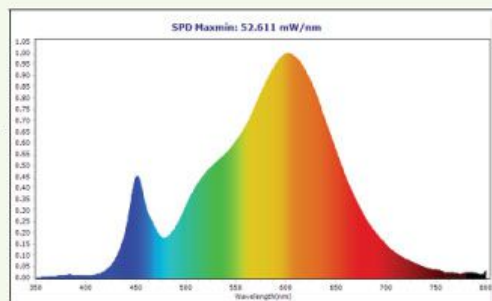
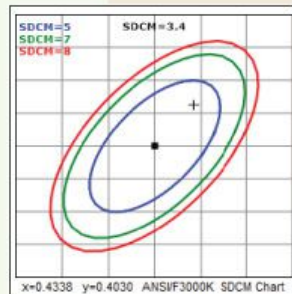


Color Temp.*	Total Watts (Double side Input) / Meter**	LEDs/ Meter	Lumens / Meter	CRI	LED Chip Type	Beam Angle	Input Voltage
48RGB+ CW+WW	8 - 14 W/m	144 LEDs/m	800 - 1400 lm/m	80/90+	Sanan / Seoul / Bridgelux RGB 5050 MLS	120°	24V

* other colors available upon request

Specifications:

Description	Tunable Flexible Strip
VDC	24V
LEDs/ MTR	144 Leds
Thickness	18/50 (2 Oz)
PCB Size in mm	12 mm
Cuttable in mm	125mm
LEDs / Cuttable area	6 RGB + 6 (2835)+ 6 (2835)



Applications

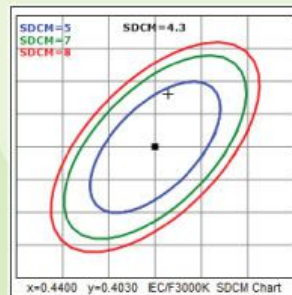
Showrooms / Retail outlets
Hotels / Meeting Rooms
Factories / Offices /
Car parks /Schools
Hospitals / Supermarkets /
Railway Stations& Airports
** Wattage will be less if its connected to single side.

24V/72**RGB+CW (or) WW (or) NW****ECO-FLEXIBLE
LED STRIPS**

Color Temp.*	Total Watts (Double side Input) / Meter**	LEDs/ Meter	Lumens / Meter	CRI	LED Chip Type	Beam Angle	Input Voltage
RGB+CW	10-14 W/m	72+72 LEDs/m	1000 - 1400 lm/m	80/90+	Sanan / Seoul / Bridgelux RGB 5050 MLS	120°	24V
RGB+WW	10-14 W/m	72+72 LEDs/m	1000 - 1400 lm/m	80/90+	Sanan / Seoul / Bridgelux RGB 5050 MLS	120°	24V
RGB+NW	10-14 W/m	72+72 LEDs/m	1000 - 1400 lm/m	80/90+	Sanan / Seoul / Bridgelux RGB 5050 MLS	120°	24V

Specifications:

Description	72 RGB +72 CW/WW/NW (5050)
VDC	24V
LEDs/ MTR	144 Leds
Thickness	25/50 (2.5Oz)
PCB Size in mm	10 mm
Cutttable in mm	83.34 mm
LEDs / Cuttable area	6 RGB + 6 (2835) LEDs

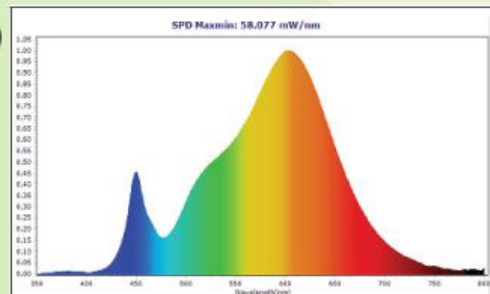


* other colors available upon request


Applications

Showrooms / Retail outlets
Hotels / Meeting Rooms
Factories / Offices /
Car parks /Schools
Hospitals / Supermarkets /
Railway Stations& Airports

** Wattage will be less if its connected to single side.



OUR PROJECTS






Digilux

Luminogloz Solutions Pvt. Ltd.

UNIT-I:

50A, Medavakkam Main Road,
Keelkattalai, (Near IOB/ ICICI / HDFC),
Chennai - 600 117.

UNIT-II:

Door No: 6, (114/3A1),
Ponnamman Koil St,
New Mahalakshmi Nagar,
Noombal, Chennai - 600 077.

Mobile: +91 8754441744
+91 8754441770

luminogloz@gmail.com
www.luminogloz.com



+91 8754441744
+91 8754441770

